

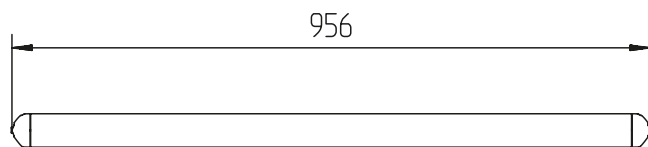
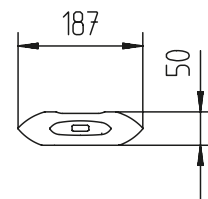
System lamp **NEW**

Comfortable and efficient work requires an absolutely glare-free layout and positioning of the lamps. Additionally, an even illumination of the work area is absolutely necessary. Depending on the work task it, might be reasonable to install additional swivelling lamps next to the central mounted one. It has been proven that this reduces the error rate and increases the employees' performance.

- Connected el. loads: 220-240V; 50/60 Hz
- Component parts: 3 x LED module
light colour neutral white, 4000 K, Color Rendering Index (CRI)=80
Energy efficiency category A+
- Work equipment: power supply unit
- Mains lead: approx. 3 m; mains plug
CEE 7/VII
- Lamp housing: aluminium/plastic, anodised, aluminium coloured anodised
- Weight (net): approx. 4.3 kg
- Technology: continuously dimmable
- Operation: rocker switch
- Glare-free: conical prismatic screen

- Protective system: IP20
- Protection class: I

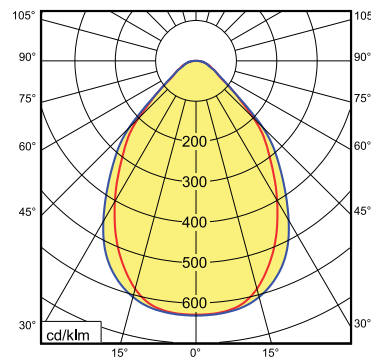
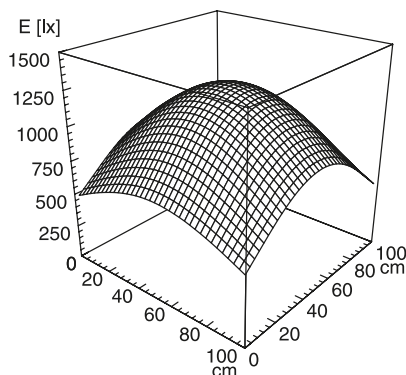
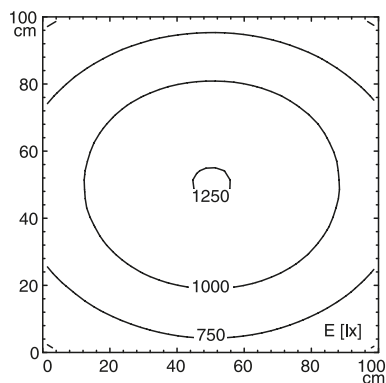
- Fasting: screw down lash



Illuminance

E_{min}: 504 lx E_m: 922 lx
E_{max}: 1254 lx

Comment: d= 100cm



Code No.	Type	Voltage
WAC042000204	System lamp	220 - 240 V